



Identity Proofing (IDP) & EPCS Activation

Spring 2019

Your clinician is initialized for the Identity Proofing Process.



Upon logging into our application, they will be prompted to begin the workflow.

Identity Proofing for Controlled Substances

Identity proofing based on certain financial records is required by the DEA for your continued use of this service. DoseSpot contracts with agencies such as Experian to complete the identification process. In some cases, the information you provide may not match the information available to Experian in the electronic records used for verification. If your identity could not be verified, please contact the Experian Help Desk at 800 831 5614.

I hereby (i) certify that the information provided is my personal and financial information and that it is true and correct, and (ii) authorize DoseSpot to collect, access, receive and transmit my personal and financial information and related data and information through Experian. I hereby forever release and discharge (and covenant not to sue) DoseSpot and its successors and assigns and each of their respective agents, representatives, directors, officers, employees, shareholders, members and managers from any and all liability, claims, demands, losses or damages arising out of, or in any way related to, such disclosure or the identity proofing process.

Step 1:
To comply with DEA regulations for the Electronic Prescribing of Controlled Substances, please enter the following information:

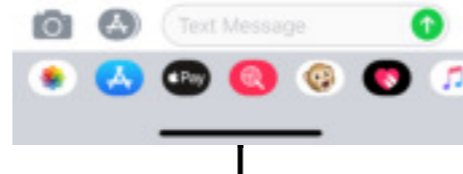
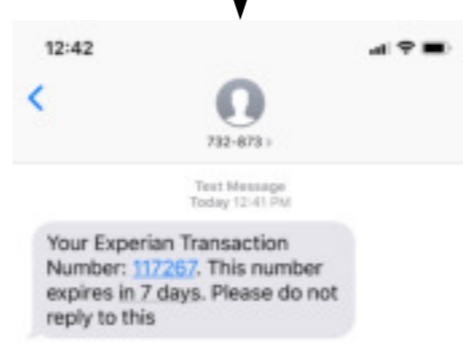
Legal First Name
 Legal Middle Name
 Legal Last Name
 Home Address
 City
 State
 Zipcode
 Date of Birth
 Phone Type
 Phone Number

If you would like to receive a One Time Password to expedite the identification process please use a mobile phone number above. This is a mobile number. By checking this box, you agree to receive text messages from Experian containing only One Time Passwords. Mobile carrier text message fees may apply.

Social Security Number
 Credit Card Number

Next
 Restart
 Cancel

One Time Password is immediately sent to the clinician.



Identity Proofing for Controlled Substances

Step 2:
Your one time password has been sent to your mobile number. Please enter it below. If you did not receive a code, please restart identity proofing without a phone number and one will be mailed to you.

One Time Password

Next
 Restart
 Cancel

The clinician will complete a short questionnaire based on their credit history

Identity Proofing for Controlled Substances

Step 3:
To comply with DEA regulations for the Electronic Prescribing of Controlled Substances, please enter the following information:

According to your credit profile, you may have opened a mortgage loan in or around November 2015. Please select the lender to whom you currently make your mortgage payments. If you do not have a mortgage, select 'NONE OF THE ABOVE/DOES NOT APPLY'.

CI1ST NATIONWIDE MTG
 CMID AMERICA MORTGAGE
 CBK OF AMER
 CGE CAPITAL MORTGAGE
 NONE OF THE ABOVE/DOES NOT APPLY

You may have opened a mortgage loan in or around November 2015. Please select the dollar amount range in which your monthly mortgage payment falls. Refer only to the regular monthly payment which includes principal, interest, and escrow (escrow could include taxes and insurance if collected by lender). If you have not had a mortgage payment now or in the past, please select 'NONE OF THE ABOVE/DOES NOT APPLY'.

OS30 - \$529
 OS50 - \$729
 OS70 - \$929
 OS90 - \$1129
 NONE OF THE ABOVE/DOES NOT APPLY

Which one of the following retail credit cards do you have? If there is not a matched retail credit card, please select 'NONE OF THE ABOVE'.

CMARK FOYS
 CLA MAISON SIMONS
 OFIELDS
 OHOLT RENREW
 NONE OF THE ABOVE/DOES NOT APPLY

Next
 Restart
 Cancel

Identity Proofing for Controlled Substances

Step 4:
You have successfully completed Identity Proofing.

Set PIN

Finish
 Cancel

The clinician has now been verified. By using our system, there is no longer a need to wait for a letter from Experian. The clinician can be immediately initialized for EPCS and begin the workflow in the same session.



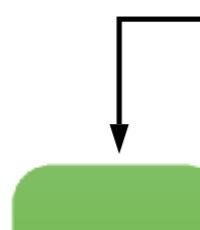
EPCS is initialized for the clinician and they can begin the EPCS process.

Alerts

Please click here to Activate TFA Authentication for Controlled Substances.

Close

Clinicians have the option of using a mobile app or token when signing for controlled substances.



DUO Mobile

Please verify your mobile phone number of the device you would use for DUO Mobile:

(000) 000-0000

I agree to receive text messages via SMS and accept any fees from my mobile provider.

Send DUO Activation



Tokens are supplied by Dosespot.

TFA Activation

Credential ID
 Reference Number
 PIN
 Change PIN

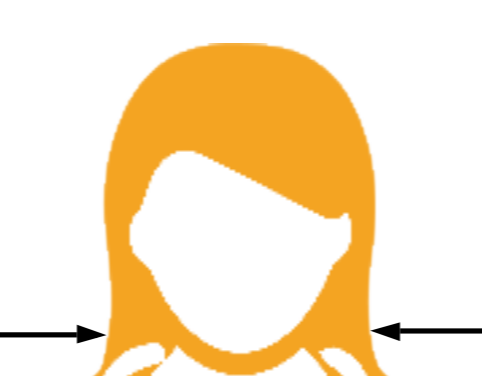
Save
 Cancel

they enter their phone number, the download link and Dosespot connection link. message will contain an app, the download link and Dosespot connection link.

TFA Activation

Reference Number
 TFA Code
 PIN
 Set PIN

Save
 Cancel



Identity Proofing



EPCS